



00.01.0701 MSV4 STAGE 1


1. Disassemble the right footboard bracket to remove the original catalytic converter




2. Respect the tightening torque of this screw, it is not the swingarm axis, it only acts as a support for the chassis trim



3. The left silentblock of the original catalytic converter IS NOT USED, only the right silentblock is used.



4. Use the supplied hook as shown in the photo to anchor the support spring.



5. If your multistrada has a center stand, you need to remove the center stand before installing the catalyst suppressor. We recommend disassembling all the stand fasteners before the springs.

Once you have installed the catalyst suppressor, install the stand with the springs by first putting one screw and with the springs in place, tighten the stand until the second screw is fixed.

6. The lower register is for maintenance.

